Plasti Dip – Professional Protection whilst Adjusting Frames

Protects, gives grip and stays flexible

Plasti Dip – Multi-Purpose Synthetic Rubber Coating

- Can be used on metal, glass, stone and wood
- Air drying synthetic rubber coating
- Easy to apply by dipping or brushing

Starter Set

Contains 3 colours (black, blue and red) and one bottle of thinner.

3169 50

Plasti Dip

3169 . . 200 g

3169 00	Black
3169 01	Blue
3169 02	Red
3169 03	Transparent

Plasti Dip Thinner

3169 10 250 ml

Lens Deco Pens

To colour lens edges and nylon threads.
For all materials including polycarbonate.

- One pen will colour over 300 lenses
- Air dry for only 20 minutes
- The colour can be removed with the corrector pen at any time, no time limit
- Simply wipe off the colour with acetone or spirit with the exception of polycarbonate lenses

2610 . .

- **Available in 15 colours plus 1 corrector pen:**

Order No.	Colour	Code	Code
2610 01 ●	**Black**		**4**
2610 02 ●	**Violet**		**5310**
2610 03	**Ochre**		**5315**
2610 04 ●	**Cognac**		**5326**
2610 05 ●	**Fuchsia**		**5328**
2610 06	**Grey**		**5330**
2610 07 ●	**Plum**		**5331**
2610 08 ●	**Dark green**		**5332**

Order No.	Colour	Code	Code
2610 09	**Light turquoise**		**5341**
2610 10 ●	**Rose**		**5617**
2610 11 ●	**Bronze**		**5634**
2610 12 ●	**Blue**		**5636**
2610 13 ●	**Brown**		**5340**
2610 14 ●	**Bordeaux**		**5333**
2610 15 ●	**Light blue**		**5339**
2610 00 ●	**Corrector Pen**		

● **All included in No. 2610 51**

Lens Deco Pen Set

- Consisting of 12 pens plus 1 corrector pen
- We reserve the right to change the assortment

2610 51

Clean the lens edge thoroughly with lens cleaner No. 3175 00 or with an ultrasonic cleaning unit before application. For best results do not polish the lens edge. Shake the pen and gently push in the cartridge to fill with colour. For easy application attach the lens to a lens groover. Use lens cleaner No. 3175 00 to clean lens after application. Please screw cap on tightly after each use to prevent the pen from drying out.

Lens Dye Packets

- Water soluble dye powder for tinting lenses
- Ready prepared for 1 litre tinting solution
- The powder bag dissolves completely when mixed with hot water
- Contents: 10 g

2615 . .



2615 01
Black



2615 02
Grey green (G-15)



2615 03
Grey blue



2615 04
Steel grey



2615 06
Brown



2615 11
Dark green



2615 12
Green

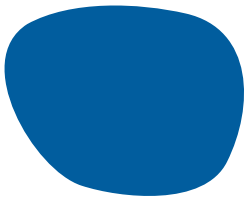

2615 16
Dark blue



2615 17
Blue



2615 23
Fuchsia



2615 24
Red



2615 26
Orange

2615 29
Yellow

UV Filter Additive

- Water soluble powder
- To apply an UV filter on lenses
- UV-protection to 400 nm
- Ready prepared for 0.5 litre tinting solution
- The powder bag dissolves completely when mixed with hot water
- Contents: 35 g

2616 00

Heat Transfer Fluid

- Special oil, can be used instead of distilled water
- No loss of liquid by evaporation
- Especially suitable for frequent use
- Contents: 1 l

2617 00

Neutraliser

- Removes colour from tinted lenses
- Contents: 1 l

2618 00

You will find the tinting unit Tinta 2 for 2 pots No. 2880 01 on page A 48.

Oil Dropper

Made of plastic, with single drop release, only use acid-free oil No. 3171 00. Delivered without content.

2740 00 120 mm

Oil

- For spectacle hinges, high quality, non-acidic
- Contents: 20 ml

3171 00

Drill Oil

- For cooling during drilling
- Contents: 100 ml

3170 00

Compressed-Air Spray

Removes dust and fluff quickly and reliably from sensitive surfaces and parts which are not easily accessible.
Applications: Optics, instruments, medical technology, clock pieces, keyboards, hi-fi, videos, electrical equipment and model making
Contents: 400 ml

3174 15

Silicone Care Spray

Cleans and protects automatic grinders, machinery and equipment. Impregnates rubber, plastic and leather. Repels dirt and water, eases friction parts. Protects against corrosion and oxidation.
Important!
Do not allow spray to come into contact with spectacle lenses.
Contents: 400 ml

3174 10

Heatstop

- Isolating paste for all types of soldering
- Consistency: Paste
- Contents: 100 g

3029 00

Fluoron

- For high temperature soldering
- Consistency: Liquid
- Contents: 100 ml

3101 00

For hard solder and any heavy metal materials, also nickel free:

Braze Tec h 80 Flux

- For difficult to process materials, such as **stainless steel**
- Leaves no residue on the soldered area
- Consistency: Paste
- Contents: 100 g

3114 00

Braze Tec h Flux

- Consistency: Paste

3112 00 Contents: 100 g

3112 05 Contents: 500 g

If dried out, welding flux and heat stop can be sprayed with distilled water.

white fluid, flux included

Silver Solder, white fluid

- For jewellery and frames
- To use without additional flux
- Metal contents: 56 % Ag
- Melting point: 650 °C
- Field of application: Jewellery and metal frames
- Contents: 8 g

3002 00

Top Product

You will find the soldering station No. 2757 00 and equipment on page A 42.

Solder Dispenser

"Original Degussa", for Degussa solders No. 3007 00 and 3040 00.
Opening: 1.8 mm

2059 00

200 mm 20 g

This material can be used whilst welding. Using this material, the welding will last longer.

Silver Palladium Wire

Only for use with spectacle frames with **nickel content, such as monel or German silver.**
Material strength: 0.4 mm

3043 30 2 à 25 cm

Titanium Wire

Only for use with **titanium frames.**
Material strength: 0.3 mm

3043 10 2 à 25 cm

Steel Wire

Only for use with **stainless steel frames.**
Material strength: 0.4 mm

3043 20 2 à 25 cm

Solder

Hard Solder silver

3003 00

Field of application:	Bronze, nickel, stainless steel		Jewellery
Metal contents:	60 % Ag without Cd		60 % Ag without Cd
Melting point:	680 °C		680 °C
Recommended Flux:	3112 .. Braze Tec h		3112 .. Braze Tec h
Form:	0.5 mm wire Ø		0.4 mm wire Ø in dispenser
Sales unit:	5 g		2 g
Length:	approx. 230 cm		approx. 110 cm

Silver Solder Degussa 600 L 3

3007 00

Silver Solder Degussa 6002 without Cd

3008 00

Phantom Solder

3010 00

Field of application:	Jewellery		For practice, also suitable for nickel-free material
Metal contents:	60 % Ag, 23 % Cu, 14.5 % Zn, 2.5 % Sn		55 % Ag, Sn
Melting point:	680 °C		660 °C
Recommended Flux:	3112 .. Braze Tec h		3112 .. Braze Tec h
Form:	0.5 mm wire Ø		0.5 mm wire Ø in dispenser
Sales unit:	5.3 g		3 g
Length:	approx. 280 cm		approx. 130 cm

Solder wire, white fluid

3014 00

Field of application:	All silver alloy over 800 ‰ fineness
Metal contents:	675 ‰ Au
Melting point:	710 °C
Recommended Flux:	3112 .. Braze Tec h
Form:	0.4 mm wire Ø
Sales unit:	3.5 g
Length:	approx. 230 cm



Gold Solder, 8 Ct

3016 00

Solder Wire, yellow fluid

3015 00

Field of application:	Jewellery and metal frames of gold alloy		All metals such as silver, nickel, chrome, stainless steel, brass, etc.
Metal contents:	333 ‰ Au		55 % Ag, 21 % Cu, 22 % Zn, 2 % Sn
Melting point:	590 °C		660 °C
Recommended Flux:	3101 00 Fluoron		3101 00 Fluoron
Form:	Wire 0.5 mm Ø		Wire 0.4 mm Ø
Sales unit:	1 g		5 g
Length:	approx. 70 cm		approx. 75 cm

Universal Solder, yellow fluid

3020 03

yellow fluid, flux included

Universal Solder, white fluid

3022 03

white fluid, flux included

Field of application:	All metals such as silver, nickel, chrome, stainless steel, brass, etc.		All metals such as silver, nickel, chrome, stainless steel, brass, etc.
Metal contents:	50 % Ag		40 % Ag
Melting point:	670 °C		700 °C
Recommended Flux:	Without flux		Without flux
Form:	Tube 1 mm Ø		Tube 1 mm Ø
Sales unit:	3 tubes at 150 mm each		3 tubes at 150 mm each

Pallarium – Universal Solder, white fluid

3023 00

white fluid, flux included

Pallarium – Universal Solder, gold fluid

3023 01

gold fluid, flux included

Field of application:	All standard metals such as nickel, silver, chrome, stainless steel, gold, brass and others		All standard metals such as nickel, silver, chrome, stainless steel, gold, brass and others.
Metal contents:	Light yellow tint, standard quality, equivalent to 20 carat		Light yellow tint, standard quality, equivalent to 20 carat
Melting point:	580 °C		580 °C
Recommended Flux:	Without flux		Without flux
Form:	Tube 1 mm Ø		Tube 1 mm Ø
Sales unit:	12 rods at 150 mm each		12 rods at 150 mm each

Repair Colours

Coloured quality lacquer for small repairs on frames, for example re-colouring after soldering. The colours may be mixed. The clear lacquer can be used for small repairs of protection lacquer and to optimise the colours.
1 bottle = 12 ml

2611 . .

- **Available in 9 colours plus clear lacquer:**

Order No.	Colour	Code
2611 00	**White**	
2611 01	**Black**	
2611 02	**Metallic silver**	
2611 03	**Metallic gold**	
2611 04	**Blue**	

Order No.	Colour	Code
2611 05	**Red**	
2611 06	**Yellow**	
2611 07	**Green**	
2611 08	**Brown**	
2611 09	**Clear Lacquer**	

Repair Colour Set

Consisting of all 9 colours plus clear lacquer.

2611 50

- Thoroughly clean frame parts to be repaired
- Shake the bottle well, you must be able to hear the ball bearing
- Apply the colour to the desired area
- Allow 6 hours to dry
- If necessary apply an additional coat of clear lacquer

Repair Pens

With repair pens you can successfully:
- Repair scratches
- Cover solder or welding traces
- Can also be used to cover corrosion caused by perspiration

Usable for metal and plastic frames.

2612 . .

- **Available in 12 colours plus 1 corrector pen:**

Order No.	Colour	Code
2612 00	**Gloss black**	
2612 01	**Matt black**	
2612 02	**Dark blue**	
2612 03	**Light blue**	
2612 04	**Rose gold**	
2612 05	**Yellow gold**	
2612 06	**Gunmetal**	

Order No.	Colour	Code
2612 07	**Light silver**	
2612 08	**Light brown**	
2612 09	**Dark brown**	
2612 10	**Protective lacquer clear gloss**	
2612 11	**Protective lacquer clear matt**	
2612 12	**Corrector Pen**	

Repair Pen Set

Consisting of 12 pens plus 1 corrector pen.

2612 50

- Thoroughly clean the frame part to be repaired
- Shake the pen and press the tip in several times until you see the colour come through
- Put the colour on the required area
- Leave to dry for 10 to 20 minutes. Use a frame heater to dry quicker
- A second coat of clear lacquer may be required
- Not appropriate for paint coats that have received heat treatment

Brass Cleaning Brush

- Core: Metal
- Bore Ø: Conical
- Weight: 25 g

3506 00

∅ 50 mm ⟷ 10 mm

Diamond Tool Cleaner

Pencil shaped; a bundle of 1,500 finest steel wires guarantees the cleaning of drill bits, millers and diamond drill bits. The grade is adjustable.

3501 00 ⟷ 120 mm

Filing Brush

Flat.
- Dimensions (w x d): 250 x 35 mm
- Coated surface: 105 mm

3516 00

Abrasive Paper

- Dimensions (w x d): 230 x 280 mm
- 1 pack = 5 sheets

3251 . .

3251 18	Granulation: 180
3251 24	Granulation: 240
3251 32	Granulation: 320
3251 40	Granulation: 400
3251 60	Granulation: 600
3251 80	Granulation: 800

Abrasive Rubber

To clean solder points, to dull metals and plastic.
- Dimensions (w x h x d): 80 x 20 x 50 mm

3412 . .

3412 01	Granulation: Rough
3412 02	Granulation: Medium
3412 03	Granulation: Fine

Marking Needle

- With hard metal tip
- Ball pen type
- Retracts for safety
- Black plastic grip to optimise the handling
- Spare tips available

2302 00 ⟷ 117 mm

Tips for Marking Needle

- Hard metal spare tips

2302 10 2 pieces

Sanding Pen

The ideal tool for preprocessing and reworking soldering and welding points.

- For cleaning soldering and welding points difficult to access
- Available with sanding insert (fine or rough grit) or glass fibre leads
- The fine grit removes a small amount of material and leaves a matt surface, acts on metal surfaces as if polished
- The rough grit removes more material and leaves a matt surface
- Easy handling and cleaning with the glass fibre lead by using it like a brush

3290 01 Sanding pen fine with holder

3290 03 Sanding pen rough with holder

3290 05 2 glass fibres leads (with holder)

3290 11 Sanding insert fine (without holder)

3290 13 Sanding insert rough (without holder)

3290 15 Glass fibre lead (without holder) 2 pieces





Grinding Sponge Disc

- With plastic adaptor in 10 and 20 mm
- Granulation: 46
- Max. speed: 4,780 rpm
- Bore Ø: 10 mm, 20 mm
- Weight: 260 g

3426 10 ∅ 100 mm ⟷ 20 mm

Perfectly Polished

Buffing Wheel? + Polishing Wax? = The Combination is Important!

ACETATE, OPTYL, CELLULOID, PROPIONATE

Rough polishing **Grinding wax** **3120 00**	**Buffing wheel, wool cone** **3416 10, 3474 00**
Fine polishing **Polishing wax** **3122 00, 3118 00**	**Buffing wheel, wool cone** **3416 10, 3474 00**
High gloss polishing **Burnishing wax** **3125 00,** **3118 00**	**Buffing wheel, wool cone** **3470 01, 3471 00, 3472 00,** **3561 00, 3582 00, 3571 00**

LENS EDGE POLYCARBONATE

Lens polishing **Polishing paste** **3127 00**	**Felt cloth buff** **3457 00**

LENS EDGE CR 39, TRIVEX, PNX

Rough polising **Polishing paste** **3128 00, 3129 01**	**Felt discs** **3455 10, 3450 00, 3456 00**
Fine polishing **Polishing paste** **3128 00, 3129 01**	**Felt cloth buff** **3474 00, 3457 00**

METAL

Rough polising **Polishing wax** **3144 00**	**Buffing wheels** **3471 00, 3470 01, 3472 00,** **3474 00, 3416 10**
Fine polishing **Polishing wax** **3143 00**	**Buffing wheels** **3471 00, 3470 01, 3472 00,** **3474 00, 3416 10**

BAKELITE, HORN, CAOUTCHOUC, METAL

without any wax	**Leather buffing wheel** **3462 00**

Information:

Plastic:
Cutting speed 6 and 24 m/s

Thermoplastics and other heat sensitive plastics:
Cutting speed 15 m/s

Thermosetting plastics (Optyl):
Cutting speed 15 m/s

Definiton:
The cutting speed is the speed at which the tool lip penetrates the material, also known as peripheral speed. For grinding and polishing machines, this speed is measured in m/s. The cutting speed is determined by the speed of the machine and the tool diameter. It is important for a smoothly processed surface.

It is calculated as follows:
Cutting speed (v) in meter per second (m/s) equals diameter (d) in meters (m) x π x times speed (n) divided by 60;
Formula: v = d x π x n / 60

SPINDLE SPEED (RPM)	WHEEL DIAMETER (MM)												
	100	125	150	175	200	250	300	350	400	450	500	600	1000
300													16
600								11	13	14	16	19	31
800						11	13	15	17	19	21	25	42
1400		11	13	15	18	22	26	29	23	37	44		
1600		13	15	17	21	25	29	33	38	42	50		
1800	12	14	17	19	24	28	33	38	42	47	56		
2000	10	13	16	18	21	26	31	36	42	47	52		
2200	12	14	17	20	23	29	35	40	46	52	58		
2400	13	15	19	22	25	31	38	44	50	57			
2600	14	17	20	24	27	34	41	48	53				
2800	15	18	22	26	29	37	44	51	58				
3000	16	20	24	28	31	39	47	55					

Felt Buffing Wheel



- Core: Plastic
- Bore Ø: Conical

3418 00

Ø 100 mm | 15 mm

Felt Disc, conical shaped Soft Set Felt

- Core: Centered
- Bore Ø: 8 mm

3450 00

Ø 100 mm | 20:5 mm

Felt Disc

- Core: Centered
- Bore Ø: 10 mm

3455 10

Ø 100 mm | 25 mm

Felt Disc with Groove

- Core: Centered
- Bore Ø: 10 mm

3456 00

Ø 100 mm | 25 mm

Felt Cloth Buff for Polycarbonate

To extend service life the red rings can be separated individually. The felt cloth buff in combination with the polishing wax **No. 3127 00**, is perfectly suited **for polishing Polycarbonate lenses** – optimum speed for the treatment of Polycarbonate: approx. 1,500 rpm.

- Core: Plastic
- Bore Ø: Conical

3457 00

Ø 80 mm | 25 mm

Leather Buffing Wheel

No. 3462 00 is especially suitable for the final polishing of metal rubber, paladon, bakelite, horn etc. Use the wheel dry **without** any polishing compound.

- Core: Plastic
- Bore Ø: Conical

3462 00

Ø 90 mm | 6 mm

Muslin Buffing Wheel

- Core: Leather
- Bore Ø: 6 mm

3470 01

Ø 125 mm | 12 mm

Muslin Buffing Wheel

- Core: Leather
- Bore Ø: 6 mm

3471 00

Ø 125 mm | 24 mm

Flannel Buffing Wheel

- Core: Leather
- Bore Ø: 6 mm

3474 00

∅ 125 mm ⟷ 30 mm

Silicone Impregnated Muslin Wheel

This silicone impregnated fabric structure offers significant advantages: it increases the life of the buffing wheel, due to elimination of fluff. They require less pressure during the polishing process and save 50 % on polishing paste.

- Core: Plastic
- Bore Ø: 6 mm

3472 00

∅ 100 mm ⟷ 12 mm

Buffing Wheel

- Core: Plastic
- Bore Ø: 8 mm

3416 10

∅ 100 mm ⟷ 10 mm

Wool Brush

- Core: Wood
- Bore Ø: 6 mm

3561 00

∅ 70 mm ⟷ 35 mm

Wool Brush

- Core: Plastic
- Bore Ø: Conical

3582 00

∅ 80 mm ⟷ 25 mm

Yarn Brush

- Core: Plastic
- Bore Ø: Conical

3575 00

∅ 90 mm ⟷ 20 mm

Wool Cone

The wool cone is manufactured in such a way that it can be mounted on a conical polishing tip. A different kind of fixing is not available. Due to the length of the axis unbalanced run may occur.

- Core: Wood
- Bore Ø: Conical

3571 00

∅ 30:15 mm ⟷ 70 mm

To prevent polishing buffs from fraying these can be napped before first use using a sharp object. However due to the properties of the material cotton cloth is not completely free of fluff.

For all buffing wheels with plastic core
Plastic cores have conical borings. While attaching to the polishing tip, the cone of the tip and the boring have to match.

Corresponding to the "European Safety Regulations for the correct use of grinding wheels" the following has to be observed:

1. Wheels with a total diameter of 100 mm or more have to be flanged ⅔ on both sides.
2. The maximum running speed has to be observed.
3. During operation safety goggles (see catalogue page A 51 and the whole range in the accessories catalogue) have to be worn.

Please take note of our new small tools assortment including the silicone polisher No. 2240 57 on page C 31.

Polired

3143 00

Applications with approx. 2,800 rpm:	Buffing and smooth polishing: Cloth buffing wheels
Field of application:	Gold, steel
Weight:	approx. 60 g

Poligreen

3144 00

Applications with approx. 2,800 rpm:	Buffing and smooth polishing: Cloth buffing wheels
Field of application:	White metals
Weight:	approx. 60 g

Poliblue

3145 00

Applications with approx. 2,800 rpm:	Buffing and smooth polishing: Cloth buffing wheels
Field of application:	Plastic and caoutchouc rubber
Weight:	approx. 60 g

Polishing Paste

- Finest polishing compounds
- High amount of grease: smears more easily and cools off faster

3128 00

Applications with approx. 2,800 rpm:	High gloss polishing: Cloth buffing wheels
Field of application:	CR 39, precious metals
Weight:	approx. 50 g

Chamois Polishing Paste

- Finest polishing compounds
- Grease free: has no cooling effect during polishing

3129 01

Applications with approx. 2,800 rpm:	High gloss polishing: Cloth buffing wheels, wool wheels
Field of application:	CR 39, precious metals
Weight:	approx. 100 g

For No. 3128 00 and 3129 01
Finest polishing compounds contain an especially fine and treated polishing powder. The speed of the polishing machine should be very slow and you should use felt discs.

Grinding Wax, brown

3120 00

Applications with approx. 2,800 rpm:	Rough polishing: Cloth buffing wheels (approx. 2,300 rpm)
Field of application:	Plastic
Weight:	approx. 200 g

Polishing Wax, blue

3118 00

Applications with approx. 2,800 rpm:	Buffing and smooth polishing: Wool wheels, cloth buffing wheels
Field of application:	Plastic, optyl
Weight:	approx. 700 g

Burnishing Wax, beige

3122 00

Applications with approx. 2,800 rpm:	Smooth polishing: Wool wheels, cloth buffing wheels
Field of application:	Plastic
Weight:	approx. 200 g

Burnishing Wax, beige

3125 00

Applications with approx. 2,800 rpm:	High glossing polishing: Wool wheels
Field of application:	Plastic
Weight:	approx. 200 g

Polishing Wax, blue, for Polycarbonate

The polishing paste is a high gloss polishing paste with “Diamantine” being perfectly suited for polishing **Polycarbonate lenses** as well as for the materials **Titanium, Platinum and Palladium.** The best polishing results will be achieved with the felt cloth **No. 3457 00** which has a patented conical flange (refer to page E 34).

3127 00

Applications with approx. 2,800 rpm:	High gloss polishing: Felt cloth buffing wheel, wool wheels
Field of application:	Polycarbonate, Titanium, Palladium, Platinum
Weight:	approx. 100 g